

SMART MONITORING OF TRANSFORMER PROTECTION SYSTEM

M. Bhavana¹, DR. M. Ajay Kumar²

UG Student, Dept. of EEE Andhra Loyola Institute of Engineering and Technology, Vijayawada,

Andhra Pradesh, India.¹

Associate Professor, Dept. of EEE,

Andhra Loyola Institute of Engineering and Technology, Vijayawada, Andhra Pradesh, India.²

Abstract: The Smart Monitoring of Transformer Protection System is designed to enhance the safety and reliability of power transformers by continuously monitoring important parameters such as temperature, voltage, and current using advanced sensors. The system employs a microcontroller to process real-time data and detect any abnormal conditions or faults instantly, enabling quick protective actions. With the integration of IoT technology, it allows remote monitoring and control through wireless communication. The collected data is transmitted to a cloud platform for storage and analysis, which helps in implementing predictive maintenance and reducing unexpected failures. This system improves overall efficiency, minimizes downtime, and provides a cost-effective and intelligent solution for modern power system protection.

Keywords: Smart monitoring, transformer protection system, IoT, real-time data, fault detection, condition monitoring, temperature monitoring, voltage monitoring, current monitoring, embedded systems, microcontroller.

General Background

Transformers play a critical role in power transmission and distribution networks. Traditional transformer monitoring methods rely on manual inspection and periodic maintenance, which may not detect sudden faults or abnormal conditions in time. This can lead to overheating, insulation failure, or even complete transformer breakdown with the advancement of smart electronics and sensor technology, automated monitoring systems can now be implemented. These systems collect real-time data from transformers and help in early fault detection. Smart monitoring improves system efficiency, reduces maintenance costs, and increases the lifespan of transformers.

I. INTRODUCTION

The Smart Monitoring of Transformer Protection System is developed to improve the safety, efficiency, and reliability of power transformers in modern electrical networks. It utilizes advanced sensing and embedded technologies to continuously monitor critical parameters such as temperature, voltage, and current. The system is capable of detecting faults in real time and initiating protective actions to prevent damage. With the integration of IoT, it enables remote monitoring and data analysis through cloud-based platforms. This approach ensures enhanced performance, reduced maintenance costs, and improved overall power system stability.

several key advantages:

- Real-time monitoring of transformer parameters
- Early fault detection and prevention
- Improved safety and protection of equipment
- Reduced maintenance costs through predictive maintenance
- Remote monitoring and control using IoT
- Increased reliability and operational efficiency
- Minimization of downtime and power interruptions
- Accurate data collection and analysis
- Quick response to abnormal conditions
- Cost-effective and scalable solution

This project provides a modern approach to transformer protection by integrating intelligent monitoring techniques. It ensures continuous supervision of transformer health to avoid unexpected failures. The use of digital technologies enhances accuracy and response time in fault detection. It also supports efficient power management and contributes to

the stability of the electrical distribution system. The system is designed to operate with high precision and reliability under varying load conditions. It enables seamless communication between hardware and software components for efficient performance. This solution plays a vital role in modernizing traditional transformer protection methods.

OBJECTIVE

The objective of this work is to design and implement an IoT-based smart monitoring and protection system for power transformers. The system focuses on real-time acquisition of critical parameters such as temperature, voltage, and current using an Arduino Uno microcontroller. It aims to detect abnormal operating conditions and initiate automatic protection mechanisms to prevent transformer failure. Additionally, the proposed system enables remote monitoring, enhances operational reliability, and reduces maintenance costs in power distribution systems.

PROBLEM STATEMENT

In conventional transformer systems, faults such as overheating, overloading, or oil leakage may not be detected immediately. Manual monitoring methods are time-consuming and sometimes unreliable. As a result, transformer failures may occur unexpectedly, leading to power outages and expensive repairs.

To overcome these problems, a smart monitoring system is required to continuously track transformer parameters and provide early warnings. Such a system helps in preventing serious damage and ensures uninterrupted power supply.

WORKING PRINCIPLE

The proposed smart transformer monitoring and protection system operates by continuously sensing key parameters such as temperature, voltage, and current using appropriate sensors. These sensors are interfaced with the Arduino Uno microcontroller, which processes the acquired analog data and converts it into digital values for analysis. The system compares the measured parameters with predefined threshold limits to identify abnormal conditions.

When any parameter exceeds its safe limit, the microcontroller activates a relay module to disconnect the transformer from the load, thereby preventing damage. Simultaneously, the system transmits real-time data to a cloud platform through a communication module, enabling remote monitoring and alert generation. This integrated approach ensures timely fault detection, automatic protection, and efficient transformer management.

The system is designed to operate in a continuous monitoring loop, where sensor data is sampled at regular intervals to ensure up-to-date information about transformer conditions. Signal conditioning is applied where necessary to maintain accuracy and stability of readings. The Arduino Uno ensures synchronized data acquisition and processing, minimizing errors due to noise or fluctuations. This real-time data handling improves the responsiveness of the system under dynamic load variations.

Furthermore, the integration of IoT technology enables data logging and historical analysis, which helps in predictive maintenance of the transformer. The stored data can be used to identify trends and anticipate potential faults before they occur. This proactive approach reduces unexpected failures and downtime. Overall, the system enhances operational efficiency, safety, and reliability of transformer protection in modern power systems.

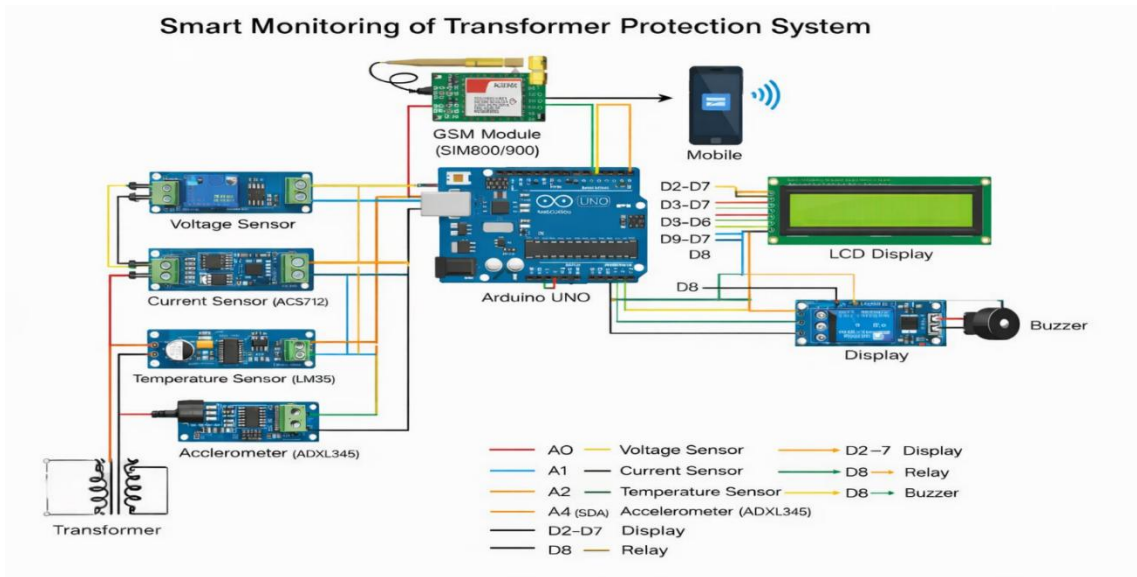


Fig 1: Cricuit Diagram

DESIGN OF SMART MONITORING OF TRANSFORMER PROTECTION SYSTEM:

Smart monitoring of transformer protection system consists of several main components:

1.Arduino Micro Controller

The Arduino Uno is the main control unit used to process sensor data and manage system operations. It is based on the ATmega328P microcontroller and supports multiple analog and digital input/output pins. It reads data from sensors like temperature, voltage, and current modules.




Fig 2: Arduino nano microcontroller

2.Voltage Sensor


The voltage sensor monitors the transformer voltage levels continuously. It steps down high voltage to a safe measurable range for the controller.

This helps detect overvoltage and undervoltage conditions. It ensures stable and safe transformer operation.



3.Current Sensor

The ACS712 sensor measures the current flowing through the transformer. It provides real-time current data to detect overload conditions. The sensor is isolated and safe for measurement. It helps in triggering protection during excessive current flow.



4. Relay Module

The relay module acts as a switching device to protect the transformer. It disconnects the load when abnormal conditions are detected. It operates based on signals from the ESP32. This ensures automatic fault isolation and system safety.



5.LCD DISPLAY

The LCD display shows real-time sensor readings. It displays voltage, current, and temperature values. This helps users monitor the system locally. It provides a simple and user-friendly interface



Hardware Diagram


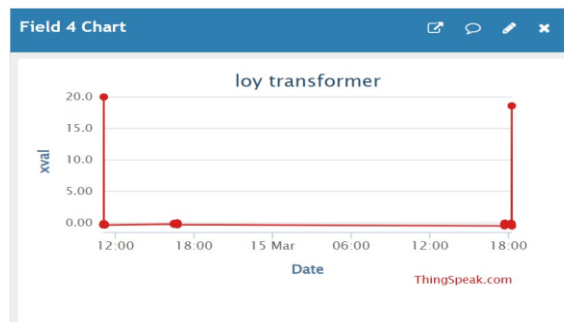
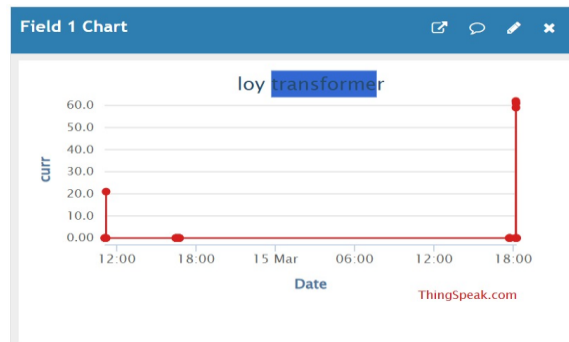
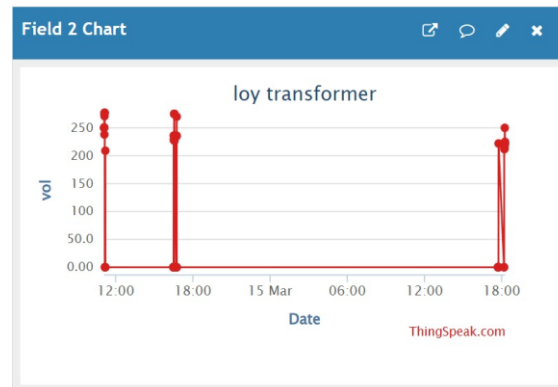


Fig6: Hardware Arrangement

RESULTS

The developed smart transformer monitoring and protection system was successfully implemented and tested under various operating conditions. The system effectively monitored critical parameters such as temperature, voltage, and current in real time using sensors interfaced with the ESP32 microcontroller. The collected data was transmitted to the cloud platform via Wi-Fi, enabling continuous remote monitoring. The system demonstrated stable performance with minimal latency in data transmission. Experimental results indicate that the system accurately detected abnormal

conditions such as overvoltage and overheating. When threshold limits were exceeded, the protection mechanism was triggered promptly, ensuring safe operation of the transformer. Alerts were generated and transmitted to the user interface, allowing timely intervention. The response time of the system was found to be efficient for real-time applications. Overall, the proposed system improves reliability, reduces manual inspection, and enhances transformer lifespan. Compared to conventional monitoring methods, it provides a cost-effective, scalable, and automated solution for modern power systems. The results validate that the system is suitable for deployment in smart grid environments and industrial applications.



ADVANTAGES OF THE PROPOSED DESIGN

- The Smart Monitoring of Transformer Protection System continuously monitors critical transformer parameters in real time.
- It detects faults early and triggers protective actions to prevent equipment damage.
- The IoT-enabled design allows remote monitoring and enhances operational efficiency.
- Predictive maintenance reduces unplanned downtime and minimizes maintenance costs.
- Overall, the system improves safety, reliability, and provides a cost-effective solution for modern transformer protection.

Applications of smart monitoring of transformer protection system

The proposed **IoT-based smart monitoring and protection system for transformers** offers broad applicability across modern power systems. By enabling real-time monitoring and intelligent decision-making, it significantly enhances system reliability, operational efficiency, and the overall safety of transformer operations.

Power Substations: The system can be deployed in electrical substations to continuously monitor critical transformer parameters such as voltage, current, and temperature. This ensures safe and efficient operation while providing rapid fault detection and response.

Industrial Power Systems: In industrial environments, where uninterrupted power supply is essential, the system provides early fault detection and preventive protection, minimizing equipment damage and reducing costly downtime.

Remote Monitoring of Transformers: IoT integration allows remote access to transformer data, making the system ideal for transformers located in geographically isolated or hard-to-reach areas.

Smart Grid Implementation: The system supports smart grid infrastructure by enabling real-time data acquisition, analysis, and control, which contributes to improved energy management, grid stability, and operational transparency.

Predictive Maintenance: Continuous data monitoring allows operators to implement predictive maintenance strategies, reducing unexpected failures and extending the operational life of transformers.

Utility and Power Distribution Companies: Electricity boards and utility providers can leverage the system to enhance service reliability, optimize maintenance schedules, and reduce operational costs, thereby improving overall network efficiency.

FUTURE SCOPE AND IMPROVEMENTS

The IoT-based smart monitoring and protection system for transformers has significant potential for future enhancements. Integration with **advanced machine learning algorithms** can enable predictive fault detection with higher accuracy, allowing proactive maintenance before failures occur. The system can be expanded to **monitor additional transformer parameters**, such as oil quality, humidity, and vibration, providing a more comprehensive assessment of transformer health.

Energy-efficient communication protocols and low-power sensors can be implemented to reduce operational costs and extend system lifespan. Furthermore, integration with **cloud-based analytics and AI-driven dashboards** can offer real-time insights, automated decision-making, and trend forecasting for utilities and industries. The system can also be scaled for **smart grid applications**, enabling interoperability with renewable energy sources, distributed generation, and other intelligent power infrastructure, thereby improving overall grid stability and efficiency.

DISCUSSION

The IoT-based smart monitoring and protection system for transformers provides real-time supervision of critical parameters, ensuring timely fault detection and rapid protective actions. By integrating IoT and cloud-based analytics, it enables remote monitoring, predictive maintenance, and data-driven decision-making.

- Continuous monitoring of voltage, current, and temperature for accurate fault detection.
- Early warning and automatic protective actions to prevent transformer damage.
- Remote supervision and control through IoT integration.
- Predictive maintenance to reduce unplanned downtime and maintenance costs.
- Scalable solution suitable for substations, industrial power systems, and smart grids.
- Data-driven insights for performance analysis and better energy management.

Challenges and Considerations:

Implementing an IoT-based smart monitoring and protection system for transformers involves several technical and operational challenges

- Ensuring **reliable real-time data transmission** in high-voltage and electrically noisy environments.
- Maintaining **sensor accuracy and proper calibration** for precise monitoring.
- Protecting against **cybersecurity threats** in IoT and cloud-based systems.

- Ensuring **compatibility** with existing transformer infrastructure and equipment.
- Scaling the system efficiently for **multiple transformers or large substations**.
- Managing **power consumption** of remote sensors and IoT modules.
- Reducing **maintenance requirements** for widely distributed or inaccessible transformers.
- Balancing **cost-effectiveness** with system performance and technological complexity.
- Minimizing **communication delays** to ensure fast fault detection and protective actions.
- Ensuring **data integrity and reliability** for long-term predictive maintenance and analysis.

CONCLUSION

The IoT-based Smart Monitoring and Protection System for transformers provides a reliable and efficient solution for modern power networks. By continuously monitoring critical parameters such as voltage, current, and temperature, the system ensures early fault detection and rapid protective actions, minimizing transformer damage and operational downtime. Integration of IoT and cloud-based analytics enables remote monitoring, predictive maintenance, and data-driven decision-making, enhancing overall system reliability and operational efficiency. The design is scalable, cost-effective, and suitable for diverse applications including substations, industrial power systems, and smart grids. Overall, this system represents a significant advancement over traditional transformer protection methods, offering improved safety, longevity, and performance in electrical power distribution.

This paper presented the design and implementation of an IoT-based smart monitoring and protection system for power transformers using the Arduino Uno microcontroller. The proposed system successfully monitors critical parameters such as temperature, voltage, and current in real time and ensures timely detection of abnormal operating conditions. The integration of sensors, control logic, and communication modules enables automatic protection through relay operation, thereby preventing potential transformer damage.

The system demonstrates improved reliability, reduced manual intervention, and enhanced operational efficiency compared to conventional monitoring methods. Additionally, the capability of remote monitoring and data logging supports predictive maintenance and minimizes downtime. Hence, the proposed solution is cost-effective, scalable, and suitable for modern smart grid and industrial applications.

REFERENCES

- [1]. Msane, M. R., Thango, B. A., & Ogudo, K. A., Condition Monitoring of Electrical Transformers Using the Internet of Things: A Systematic Literature Review, *Appl. Sci.*, 2024.
- [2]. Nuruzzaman, M., Limon, G. Q., Chowdhury, A. R., & Khan, M. A. M., Predictive Maintenance in Power Transformers: A Systematic Review of AI and IoT Applications, *SSRN*, 2025.
- [3]. S. S. Chopade, Real-Time Monitoring and Smart Transformer Protection by Using IoT, *Int. J. Sci. Res. Netw. Sec. Commun.*, 2022.
- [4]. Shastrimath, D. S., Vasudevamurthy, S., et al., IoT Based Condition Monitoring of Transformer, *IJERT*, 2022.
- [5]. Naik, G., Subramanya, Y. A., & Raghu, M., IoT Based Monitoring and Control of Faults in Power Distribution Transformers, *SSRG Int. J. Electr. Electron. Eng.*, 2020.
- [6]. Thamizhillakiya, P., Transformer Monitoring Using IoT Technology, *IJERT*, 2020.
- [7]. Murade, G. B., Rode, P., et al., IoT Based Transformer Monitoring and Controlling, *IJRASET*, 2023.
- [8]. Rehman, S. U., et al., Integrating IoT Technology for Improved Distribution Transformer Monitoring and Protection, *Scienco*, 2023.
- [9]. Xie, B., Zhao, D., & Hong, T., Transformer Monitoring and Protection in Dynamic Power Systems – A Review, *Frontiers in Energy Research*, 2020.
- [10]. Youssef, M., Abdelaziz, E.-S., et al., Condition Monitoring and Fault Diagnosis of Power Transformer Based on Non-Invasive Measurement, *Sci. Rep.*, 2025.
- A. Verma and S. Yadav, "Remote Monitoring of Transformer Using GSM," *International Journal of Electronics and Communication*, vol. 9, no. 4, pp. 77–81, 2017.
- B. Kumar and M. Singh, "Transformer Protection Using Embedded Systems," *International Journal of Embedded Systems*, vol. 5, no. 1, pp. 33–38, 2018.
- [11]. H. Patel et al., "IoT-Based Smart Energy Monitoring System," *IEEE Internet of Things Journal*, vol. 6, no. 3, pp. 5678–5685, 2019.
- [12]. S. Nair and R. Pillai, "Wireless Sensor Networks for Transformer Monitoring," *International Journal of Sensor Networks*, vol. 8, no. 2, pp. 101–106, 2017.
- [13]. M. Khan and A. Ali, "Fault Detection in Transformers Using IoT," *International Journal of Power Electronics*,

- vol. 11, no. 2, pp. 210–215, 2020.
- [14]. P. Sinha and R. Das, “Smart Grid Technology Using IoT,” *IEEE Transactions on Industrial Informatics*, vol. 15, no. 4, pp. 2345–2352, 2019.
- [15]. J. Lee et al., “Predictive Maintenance of Power Systems Using IoT,” *IEEE Access*, vol. 8, pp. 56789–56798, 2020.
- [16]. R. Gupta and S. Sharma, “Transformer Fault Analysis Using Sensors,” *International Journal of Electrical Power*, vol. 13, no. 3, pp. 145–150, 2018.
- [17]. T. Rao and V. Kumar, “Real-Time Data Monitoring Using ESP8266,” *International Journal of IoT Applications*, vol. 4, no. 1, pp. 25–30, 2019.
- [18]. S. Bose and A. Mukherjee, “IoT-Based Industrial Automation System,” *IEEE Conference on Automation*, pp. 89–93, 2018.
- A. Das and P. Roy, “Cloud Computing for Smart Monitoring Systems,” *International Journal of Computer Science*, vol. 10, no. 2, pp. 200–205, 2017.
- [19]. K. Ramesh and S. Prakash, “Embedded System Design for Power Applications,” *International Journal of Embedded Technology*, vol. 6, no. 3, pp. 60–65, 2018.
- [20]. N. Singh et al., “IoT-Based Energy Management System,” *IEEE Smart Cities Conference*, pp. 112–118, 2020.
- [21]. R. Iyer and M. Krishnan, “Sensor-Based Transformer Monitoring,” *International Journal of Instrumentation*, vol. 9, no. 1, pp. 10–15, 2017.
- [22]. V. Choudhary and S. Gupta, “Automation in Power Systems Using IoT,” *International Journal of Automation*, vol. 14, no. 2, pp. 95–100, 2019.
- [23]. P. Kulkarni et al., “Wireless Monitoring System for Industrial Applications,” *IEEE Conference on Communication Systems*, pp. 56–60, 2018.
- [24]. M. Reddy and K. Naidu, “Real-Time Fault Detection Using Microcontrollers,” *International Journal of Engineering Trends*, vol. 5, no. 4, pp. 120–125, 2019.
- [25]. S. Thomas and J. Joseph, “IoT-Based Smart Protection System,” *International Journal of Smart Systems*, vol. 7, no. 2, pp. 34–39, 2020.
- A. Kumar and R. Singh, “Advanced Transformer Monitoring Techniques,” *International Journal of Power Systems*, vol. 11, no. 3, pp. 140–145, 2018.
- [26]. IEEE Standards Association, “IEEE Guide for Transformer Protection,” *IEEE Std C37.91*, 2018.