

# Smart Adaptability of E-Vehicle and Smart Forecasting of Agriculture Using LabVIEW

A.G.Ahamed Zuhoor<sup>1</sup>, R.Akashsami<sup>2</sup>, V.Sivasubramanian<sup>3</sup>, M.Tharik Ahamadu Mohamed Dheen<sup>4</sup>

UG Student, Dept. of ICE, Saranathan College of Engineering, Trichy, Tamilnadu, India<sup>1-4</sup>

**Abstract:** This paper is two in one application which is based on e vehicles and agricultural management. The e-vehicle application which is named as e-tron, enables the user for more reliable, efficient E vehicle with smarter operations for the Electric Vehicle user. This software helps us to identify the flaws and rectify the issues to predict the Maintenance of our vehicle. It is also embedded with different modules such as Battery Life Analyser, Charge Predictor, Battery Optimization and SOS operations within this software. The software has a rich User Interface which performs smart and efficient operations. It has the capability to communicate directly to the company about the vehicle status. It has a novelistic feature of automatic navigation and re-routing based on the designed algorithm. When there is a viability of increasing the Electric Vehicles, this product would be an added advantage which is packed with features conducive to Electric Vehicles. This would ultimately make for the faster adoption of Electric Vehicles in any country. Secondly, The agricultural management application helps farmers to make their business effective comfortable, predictable, confident and more profitable. This application help farmers as well as common people to do an effective and predictable farming. It gives a clear guidance to the user about farming pattern. It helps farmers by suggesting certain methods to keep the crops healthier, prevent and protect from pest attacks. It gives knowledge about different pesticides that can be used when pest attack happens. It also notify farmers about subsidies given by the government when natural calamities occur.

**Keywords:** E-Tron, Battery Usage, Battery life prediction, Charging stations by GPS, Vehicle to vehicle communication, farming patterns, Pest attack, Pest Control.

## I. INTRODUCTION

Our E-Tron is indigenously developed software which enables smarter operations for the Electric Vehicle user. This software helps us to identify the flaws and rectify the issues to predict the Maintenance of our vehicle. It is also embedded with different modules such as Battery Life Analyser, Charge Predictor, Battery Optimization and SOS operations within this software. The software has a rich User Interface which performs smart and efficient operations. It has the capability to communicate directly to the company about the vehicle status. It has a novelistic feature of automatic navigation and re-routing based on the designed algorithm. When the E-Tron software is deployed, it would be ready to use in any vehicle as the software is universal. The reliability, efficiency and smarter operations are getting assessed at low cost. When there is a viability of increasing the Electric Vehicles, this product would be an added advantage which is packed with features conducive to Electric Vehicles. This would ultimately make for the faster adoption of Electric Vehicles in any country.

And smart forecasting in Agriculture is a software which enables the smarter and forecasting operations for Agriculture. This module particularly helps Farmers to identify the farming patterns like in which month ,what are the crops we have to cultivate, and it gives the best measures to control pest attacks. This module will definitely helps farmers to enhancing their agriculture in smarter way.

## II. SYSTEM MODEL AND ASSUMPTIONS

The main objective of the project entitled "E-TRON" is to increase the reliability, efficiency and to make smarter operations for E-vehicles all integrated into one software. In existing system there is provision only for indicating Battery Charge Level, Speedometer, Odometer only but it lacks the potential to breakthrough into consumers mind to make EV into a formidable force in automotive industry. Our proposed system was designed and developed in LabVIEW platform in a sure way to ensure various functions and operations are automated as a single software for user. Primitive features of E-Tron module are,

- Predictive Maintenance
- Battery life Analyzer
- Charge Analyzer
- Battery saver

- Emergency conditions

The main objective of the Smart Forecasting of Agriculture module are to identifying the farming patterns for varying climate and weather conditions. This module gives the best measure to control the pest attack for crops. And finally it also gives the details about the subsidies which are given by the government due to uncertain things happen to cultivation due to natural calamities. The main features are,

- Farming Patterns
- Pest control
- Subsidy details

### III.HARDWARE AND SOFTWARE DESCRIPTION

**Software: LabVIEW-2017.** LabVIEW- Laboratory Virtual Instrument Work Bench. We were used LabVIEW-2017 for our simulation. It offers a Graphical programming approach that helps you to visualize every aspect of your application, including Hardware configuration, measurement of Data, and debugging. This visualization makes it simple to integrate measurement hardware from any vendor, represent complex logic on the diagram, develop data analysis algorithms, and design custom engineering user interfaces. In particularly we are using LabVIEW Database Toolkit.

**LabVIEW Database toolkit:** It is used to communicate and pass data between LabVIEW and either a local or a remote Database management systems (DBMS).

**GPS API:** It returns a location and accuracy radius based on information about cell towers and WiFi nodes that the mobile client can detect.

**Hardware: myRIO.** myRio provides educators with an embedded, WiFi-enabled solution to deliver an engaging approach to learning controls, investigating mechatronics, and designing imaginative capstone projects. Device features I/O on both sides of the device in the form of MXP and MSP connectors. It includes analog inputs, analog outputs, digital I/O lines, LEDs, a push button, an onboard accelerometer.

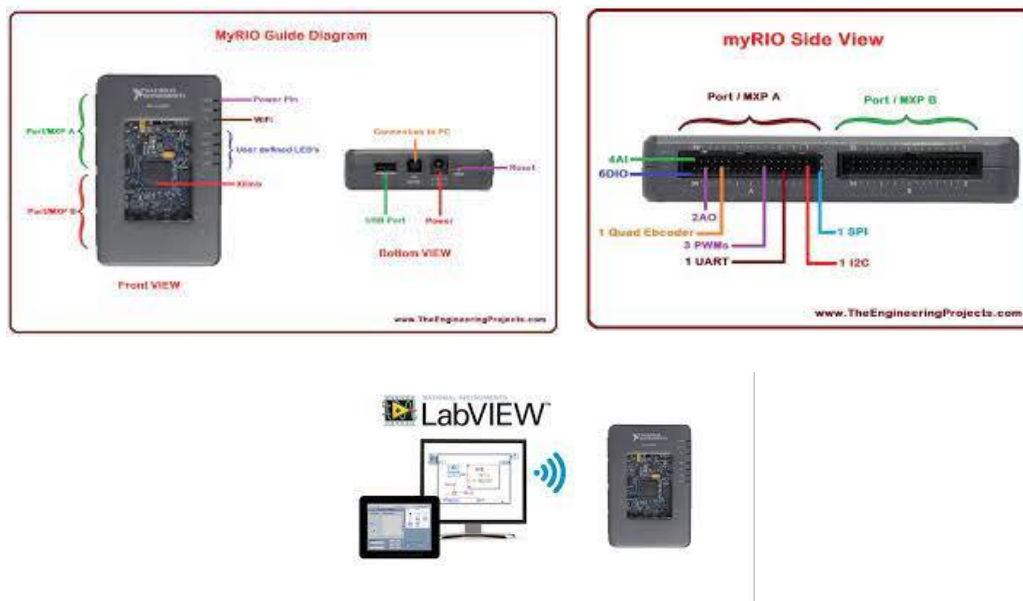
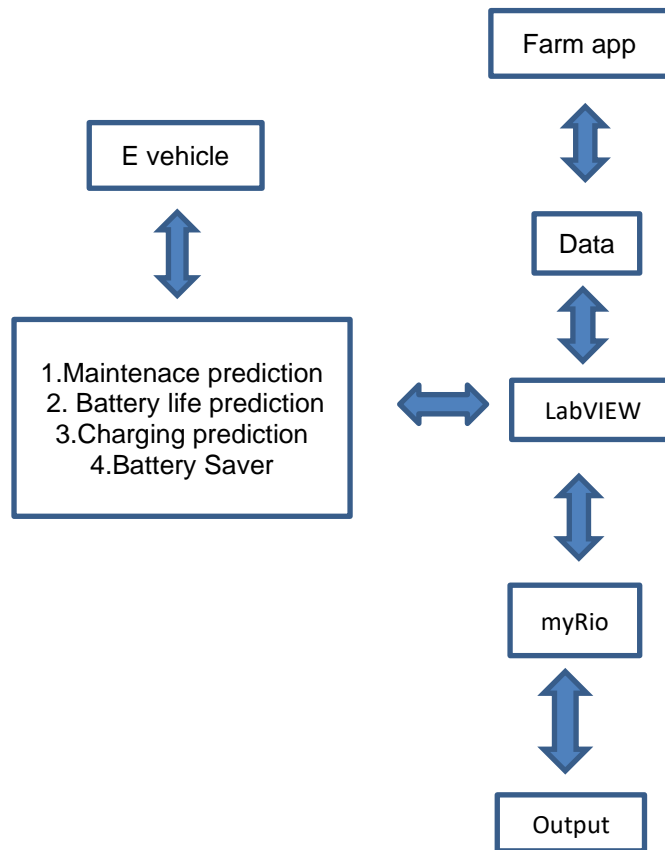


Fig. 1 Pin diagram of myRIO kit.

## IV.FLOW CHART



## V.FEATURES

E-TRON module is our Indigenously developed software on LabVIEW platform. It enables the user for more reliable, efficient E-vehicle with smarter functions. It enhances the usage and gives clear view about the E-vehicle's Battery charge distribution. The main features are,

**PREDICTIVE MAINTENANCE:** The main thing we have to consider while using normal vehicle or E-vehicle is maintenance. This is the Key factor which leads to the longevity of the vehicle usage. In particularly for using E-vehicles there is most commonly faced drawback among people is Maintenance. So we are majorly focused to solve this drawback. We used protocols to Real-time monitoring of vehicles and indicate when the maintenance is required. The main protocol that is being used here is I2C communication protocol, I2C combines the best features of SPI and UARTs. With I2C, we can connect multiple slaves to a single master (like SPI) and we can have multiple masters controlling single, or multiple slaves. This is really useful when we want to have more than one sensors logging data to a single memory card. For example, here we have used to monitor the fluid levels of both brake and battery coolant with the use of level sensors which indicates the current level of the fluid and when it decreases, the overall maintenance action of the vehicle changes to compulsory. This also applies to the case of wheel alignment, where an accelerometer is being placed on alloy of the wheels and when any one of the wheel is not properly aligned which is set to certain level, the overall maintenance action indicates as the vehicle compulsorily has to go under maintenance.

**BATTERY LIFE ANALYZER:** In Battery life predictor battery conditions are all monitored and given to an mathematical algorithm to predict our Battery life condition and its future life. Life of a battery in an e-vehicle plays an important role in electric vehicle market. So we have developed this prediction methodology based on several actions done by the user and the battery itself, it depends mainly on the efficiency and temperature loss whenever the vehicle is in use. For this a temperature sensor with I2C or UART protocol is being connected with the battery for analysing the current temperature status instantly. Secondly, every e-vehicle's battery starts to reduce its efficiency after reaching a



particular range so the battery level starts to reduce more quickly this indicates that life of the battery has been reduced, it also depends on how much time the battery has been charged this is called as charging cycle so based on these criteria battery condition are displayed whether it is good, moderate or poor.

**REAL TIME CHARGE ANALYZER:** Calculates the loads of the battery while E-vehicle is in operation and in the steady state to calculate the load demand and predict. Display the current and predictive charge in the battery (Percentage, Timer). When the e-vehicle is switched ON, the analysis of the current charge capacity is being noted through loads of the battery used, the capacity of the battery depends on the usage of the user whether they use air conditioner or other auxiliary systems like music system, lightings etc. Based on these conditions the system starts to predict the battery and charging range in real time.

**BATTERY SAVER:** It will be activated after an "X"-level of battery range, it will reduce the battery loads by optimizing battery discharge in vehicle like switching OFF A/C and auxiliary systems. E-TRON also automatically Re-routes the vehicle to the nearest charging station depending on charge level and algorithm.

**EMERGENCY:** If no charging station is available an SOS signal message with the location tagged will be sent to the nearest E-vehicle or the nearest station for Help. Here we are using the button which is already present in myRIO, when the user presses it, the location and message of the user is being sent to nearest e-vehicle or stations that are present active at that moment.

**ACKNOWLEDGEMENT:** It will be received when other user accepts, with their location. This is experimentally done through LCD connected in several channels which uses master/slave protocol, this is a model of asymmetric communication or control where one device or process controls one or more other devices or processes and serves as their communication hub. In some systems, a master is selected from a group of eligible devices, with the other devices acting in the role of slaves. Hence the location and message of that e-vehicle user is being received, viewed and acknowledged by anyone who is online and ready to help.

In smart forecasting of Agriculture module, We include most important features which are currently makes the farmer's annual yield in either profitable one or loss. Included features determines the annual profit and helps the farmers by bring them in proactive stage. The main features are,

**IDENTIFYING THE FARMING PATTERNS:** Mostly some people who are likes to do agriculture but they are facing so many difficulties while cultivating their crops. At initial stage itself they didn't know what are the crops they have to cultivate in which season or month. This module gives them an idea about crops should be cultivated in appropriate season or month. This will improve the total efficiency of crop growth and also the yearly income.

**CONTROL MEASURES FOR PEST ATTACKS:** The major problem faced by the farmers while cultivating the crops is Pest attack. This will decrease the yield's efficiency and also the income efficiency. Our module gives best solution for this problem. Our solution is, we are collecting the database based on the pest attacks , when we gives the crop name this module will shows the best sprayer, biological pesticide and chemical pesticide for the current climatic conditions. In this module we are using LabVIEW Database toolkit for collecting the datas regarding pest attacks and their respective pesticides.

**SUBSIDY BY GOVERNMENT:** This section will gives the details regarding what are the subsidy which are given Government for the irregular cultivation due to natural calamities. This will helps the farmer by giving awareness and gives transparency about the government plans towards the irregular cultivation.

## VI.FLOW OF CODE E-TRON

Fig. 2 This flow diagram shows how these features are interpreted in E-Tron using LabVIEW program.

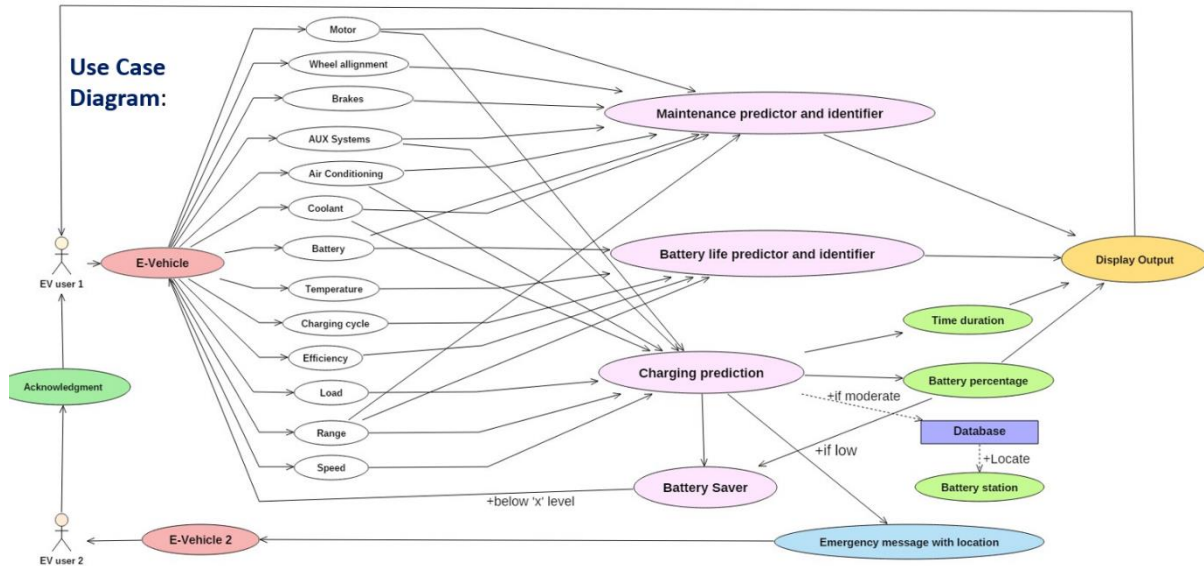


Fig. 2 Flow code of E-Tron

## VII.RESULT AND DISCUSSION

In the fig 3, It shows various features like charge life prediction, Battery life , Battery action, Maintenance and emergency response. This is our simulated front Panel of our VI.

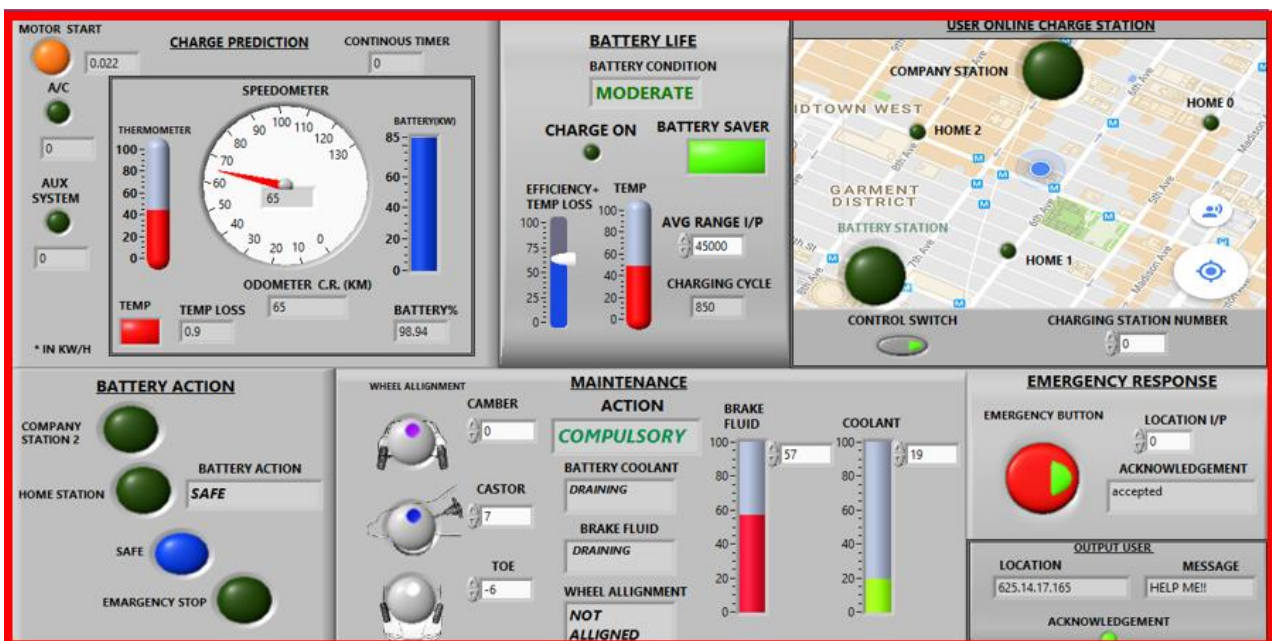


Fig. 3 Front panel of E-Tron module

In Fig. 4 the Final results of Smart forecasting of Agriculture module is shown.

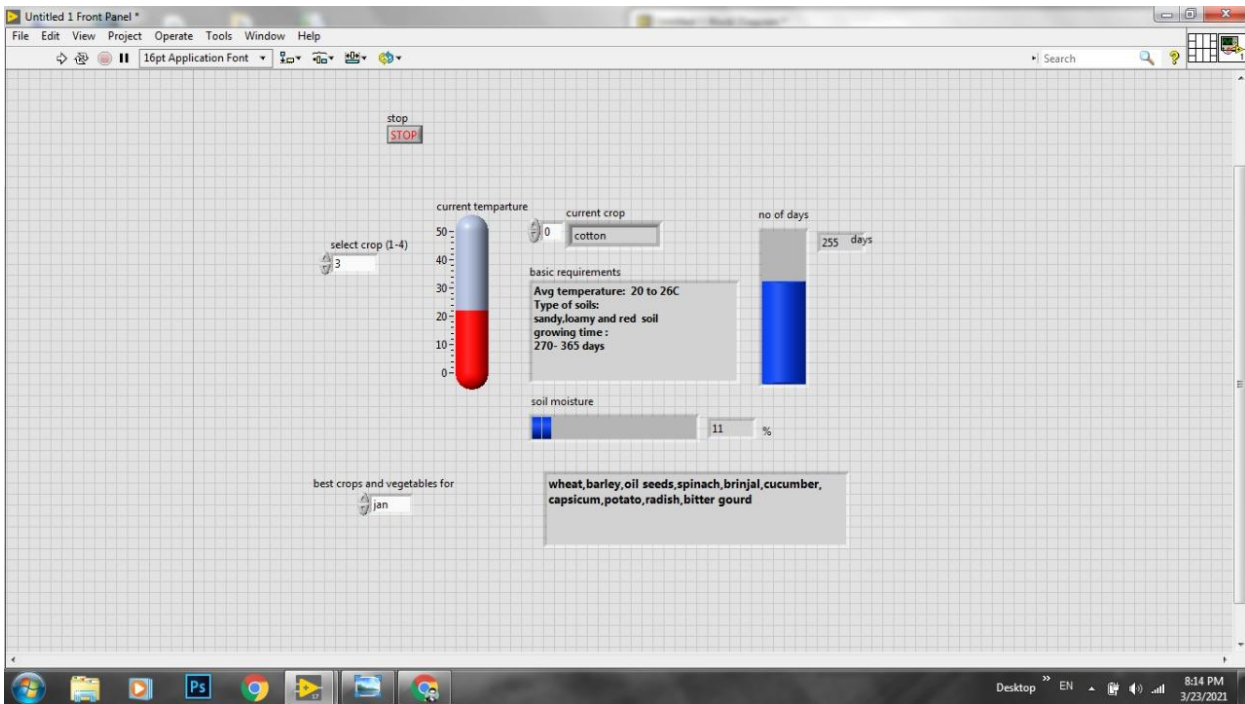


Fig. 4 Front Panel of Smart Forecasting of Agriculture

## VIII.CONCLUSION

Through our software product we are concluding the usage of battery in E – vehicles is maintained and to make an add on we also provide the details of vehicle maintenance and we provide interface between the users by which they can help each other when the battery runs down. In according to smart forecasting of agriculture we properly mentioned the major problems faced by the farmers and the best solution are given by our modules. This is an user friendly interface, so any age of user can easily access our product. In future it can be implemented with minor changes according to the developing company's criteria and they can install easily. This provides the interface between user and company, so that the problem can be sorted out.

## REFERENCES

- [1]. U. Abronzini et al., "Optimal energy control for smart charging infrastructures with ESS and REG," 2016 International Conference on Electrical Systems for Aircraft, Railway, Ship Propulsion and Road Vehicles & International Transportation Electrification Conference (ESARS-ITEC), Toulouse, 2016, pp. 1-6.
- [2]. Aci.it. (2017) [online] Available at: [http://www.aci.it/fileadmin/immagini/Notizie/Mobilita/FIA\\_E-mobility.pdf](http://www.aci.it/fileadmin/immagini/Notizie/Mobilita/FIA_E-mobility.pdf) [Accessed 15 Dec. 2017].
- [3]. L. Secco, A. Alberti, E.L. Secco, MOB-Y: Smart Grid for sustainable MOBility with retrofit Electric Vehicles, The 3rd IEEE International Conference on Cybernetics (CYBCONF2017), 21-23 June 2017, DOI: 10.1109/CYBConf.2017.7985790.
- [4]. Bobanac V, Pandzic H, Capuder T. Survey on electric vehicles and battery swapping stations: expectations of existing and future EV owners. In: 2018 IEEE International Energy Conference (ENERGYCON). IEEE; Jun 2018. p. 1–6. [Online].
- [5]. Capuder T, Miloš Sprčić D, Zoričić D, Pandžić H. Review of challenges and assessment of electric vehicles integration policy goals: Integrated risk analysis approach. Int J Electr Power Energy Syst 2020;119:105894. [Online]
- [6]. M. Muratori Impact of uncoordinated plug-in electric vehicle charging on residential power demand Nat Energy, 3 (3) (2018), pp. 193-201.
- [7]. I. Pavić, T. Capuder, I. Kuzle Value of flexible electric vehicles in providing spinning reserve services Appl Energy, 157 (2015), pp. 60-74
- [8]. C. Liu, K.T. Chau, D. Wu, S. Gao Opportunities and challenges of vehicle-to-home, vehicle-to-vehicle, and vehicle-to-grid technologies Proc IEEE, 101 (11) (2013), pp. 2409-2427
- [9]. Truchot C, Dubarry M, Liaw BY. State-of-charge estimation and uncertainty for lithium-ion battery strings. Appl Energy 2014;119:218–27.
- [10]. Xiong R, Cao J, Yu Q, He H, Sun F. Critical review on the battery state of charge estimation methods for electric vehicles. IEEE Access 2018;6:1832–43. [Online].
- [11]. S. Pal, R. Kumar



- Electric vehicle scheduling strategy in residential demand response programs with neighbor connection  
IEEE Trans Industr Inf, 14 (3) (2018), pp. 980-988
- [12]. Hou H, Xue M, Xu Y, Xiao Z, Deng X, Xu T, et al. Multi-objective economic dispatch of a microgrid considering electric vehicle and transferable load. *Appl Energy* 2020;262:114489. [Online].
- [13]. S.I. Vagropoulos, D.K. Kyriazidis, A.G. Bakirtzis  
Real-time charging management framework for electric vehicle aggregators in a market environment  
IEEE Trans Smart Grid, 7 (2) (2016), pp. 948-957
- [14]. Awad ASA, Shaaban MF, EL-Fouly THM, El-Saadany EF, Salama MMA. Optimal resource allocation and charging prices for benefit maximization in smart PEV-parking lots. *IEEE Trans Sustain Energy* 2017;8(3):906-15.
- [15]. M.S. Kuran, A. Carneiro Viana, L. Iannone, D. Kofman, G. Mermoud, J.P. Vasseur  
A smart parking lot management system for scheduling the recharging of electric vehicles  
IEEE Trans Smart Grid, 6 (6) (2015), pp. 2942-2953
- [16]. J. van der Heide, "13011 M2MGrids", *itea3.org*, [online] Available: <https://itea3.org/project/m2mgrids.html>.
- [17]. Pooja et al., "Application of MQTT protocol for real-time weather monitoring and precision farming", *2017 International Conference on Electrical Electronics Communication Computer and Optimization Techniques (ICEECCOT)*.
- [18]. Rob Dolci et al., "IoT Solutions for Precision Farming and Food Manufacturing: Artificial Intelligence Applications in Digital Food", *2017 IEEE 41st Annual Computer Software and Applications Conference (COMPSAC)*.
- [19]. Rob Dolci et al., "IoT Solutions for Precision Farming and Food Manufacturing: Artificial Intelligence Applications in Digital Food", *2017 IEEE 41st Annual Computer Software and Applications Conference (COMPSAC)*.
- [20]. Andrea Colantoni et al., Smart Machines Remote Sensing Precision Farming Processes Mechatronic Materials and Policies for Safety and Health Aspects, [online]